


HABILIDADES PRÉ-ACADÊMICAS

Pareamento de  
Sombras

Frutas e  
Legumes



Profª. Juliana Suzano  
@juliana.suzano

## Sugestão de aplicação:

- As atividades podem ser feitas com com lápis, canetinhas, giz de cera ou com pintura a dedo e por esse motivo, os símbolos de pintura a dedo e de ligar (com lápis) são sugestões.
- As atividades podem ser plastificadas para maior durabilidade.
- As atividades precisarão ser plastificadas para uso do velcro, para aqueles alunos que tiverem algum comprometimento motor ou aversão que os impeça de segurar o lápis - as figuras estão no anexo.

Pictogramas: [Arasaac.org](http://Arasaac.org)

Imagens: [Canva.com](http://Canva.com)

Não pode ser  
comercializado nem  
digitalmente e nem em  
formato físico.  
Distribuição gratuita.






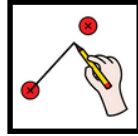


Profª. Juliana Suzano

@juliana.suzano







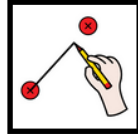
# Pareando Sombras

Ligue a imagem à sua sombra





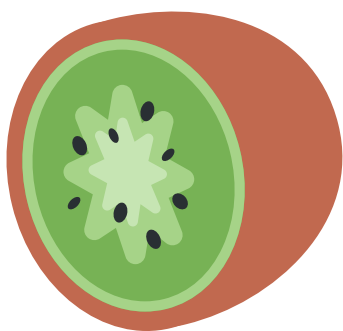


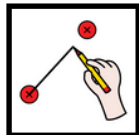
# Pareando Sombras

Ligue a imagem à sua sombra







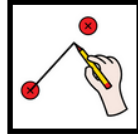
# Pareando Sombras

Ligue a imagem à sua sombra





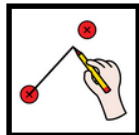
# Pareando Sombras

Ligue a imagem à sua sombra








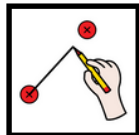
# Pareando Sombras

Ligue a imagem à sua sombra









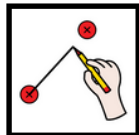
# Pareando Sombras

Ligue a imagem à sua sombra









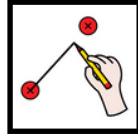
# Pareando Sombras

Ligue a imagem à sua sombra










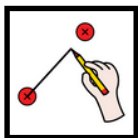
# Pareando Sombras

Ligue a imagem à sua sombra



# Pareando Sombras

Ligue a imagem à sua sombra



# ANEXO - Opção para alunos com dificuldades motoras

@juliana.suzano

Recortar as imagens, plastificar e colar velcro tanto nas folhas de atividade quanto nos quadros para permitir que a criança consiga parear as imagens colando e descolando as figuras nas sombras de cada folha.

