



PLANTANDO




FEIJÃO



NO ALGODÃO





PLANTANDO FEIJÃO NO ALGODÃO

MATERIAIS:



- COPO



- ALGODÃO





- FEIJÃO




- ÁGUA

MODO DE FAZER:

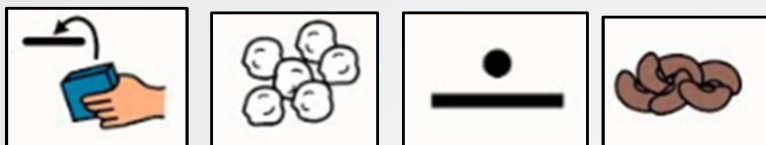


Coloque um pouco de algodão dentro do copo.



Adicione alguns grãos de feijão.





Coloque o resto do algodão em cima dos feijões.




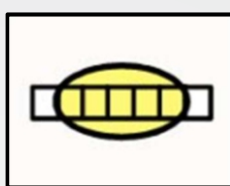
Agora coloque um pouco de água.





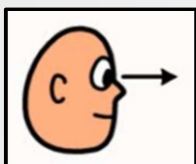
Coloque o copo em um lugar com sol.



IMPORTANTE:



Coloque um pouco de água todos os dias no copo com feijão.



E observe a germinação do feijão.